




MOLLY



Michael



1. PRINT this page and  
COLOR both sides of  
the bookmark.

2. Cut both sides out  
AROUND the black line.

3. GLUE the two sides  
back-to-back using a glue  
stick OR RUBBER cement.

FOR a STRONGER, MORE  
COLORFUL bookmark, cut a  
piece OF COLORED  
CONSTRUCTION PAPER  
slightly bigger than the  
bookmark. glue MOLLY to  
one side and Michael to  
the other side.